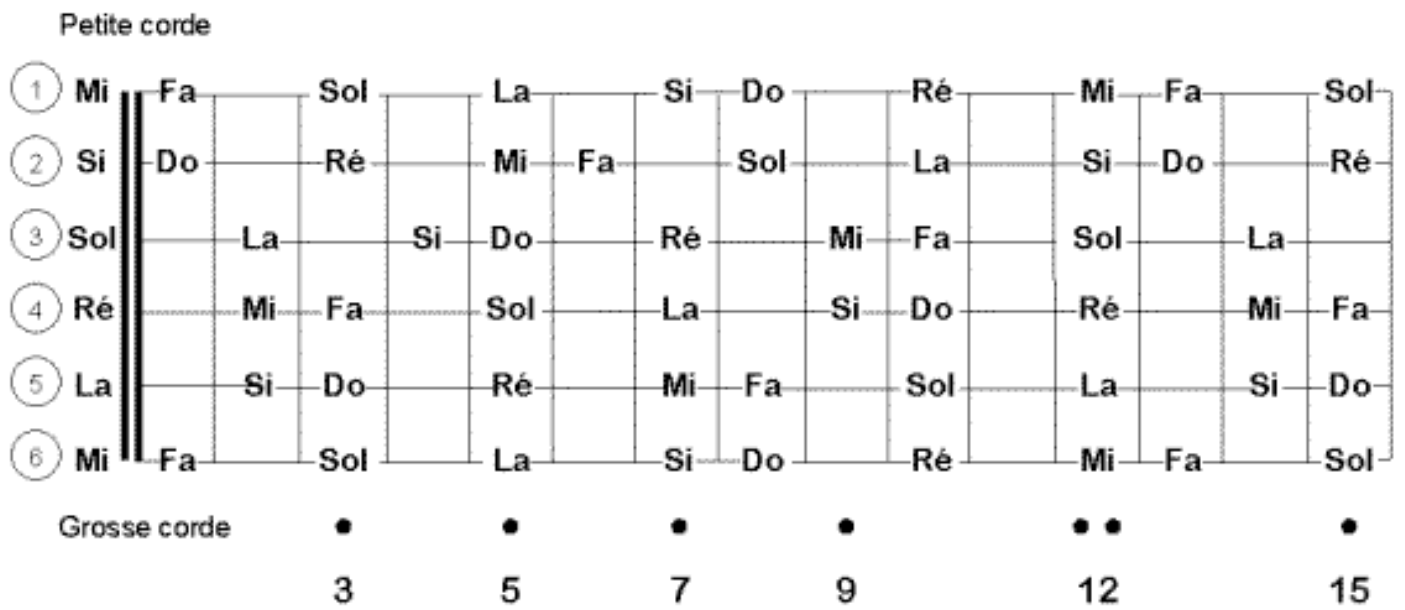
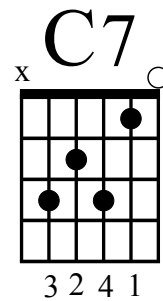
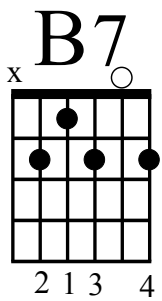
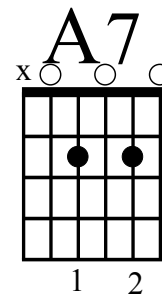
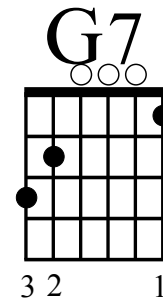
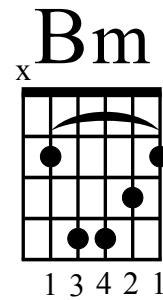
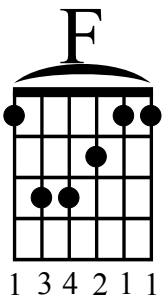
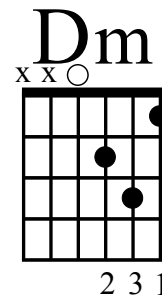
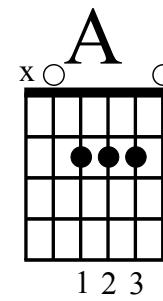
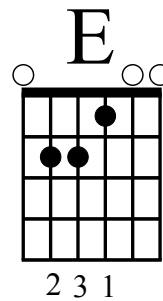
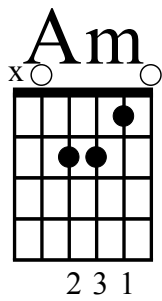
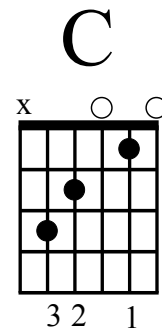
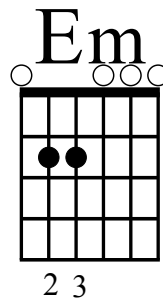
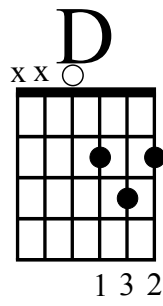
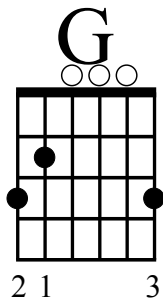


# Le nom des notes sur le manche de guitare



# Accords

Guitare



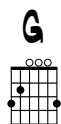
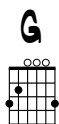
 Am7 tabs4acoustic	 A7 tabs4acoustic	 A#m7 tabs4acoustic	 A#sus4 tabs4acoustic	 A#sus2 tabs4acoustic	 A#m tabs4acoustic	 A# tabs4acoustic
 Bm7 tabs4acoustic	 B7 tabs4acoustic	 B#m7 tabs4acoustic	 B#sus4 tabs4acoustic	 B#sus2 tabs4acoustic	 B#m tabs4acoustic	 B# tabs4acoustic
 Cm7 tabs4acoustic	 C7 tabs4acoustic	 C#m7 3 tabs4acoustic	 C#sus4 3 tabs4acoustic	 C#sus2 3 tabs4acoustic	 C#m 3 tabs4acoustic	 C# 3 tabs4acoustic
 Dm7 tabs4acoustic	 D7 tabs4acoustic	 D#m7 3 tabs4acoustic	 D#sus4 3 tabs4acoustic	 D#sus2 3 tabs4acoustic	 D#m 3 tabs4acoustic	 D# 3 tabs4acoustic
 Em7 tabs4acoustic	 E7 tabs4acoustic	 Fm7 tabs4acoustic	 F7 tabs4acoustic	 F#m7 3 tabs4acoustic	 F#sus4 3 tabs4acoustic	 F#sus2 3 tabs4acoustic
 Gm7 2 tabs4acoustic	 G7 2 tabs4acoustic	 G#m7 3 tabs4acoustic	 G#sus4 3 tabs4acoustic	 G#sus2 3 tabs4acoustic	 G#m 3 tabs4acoustic	 G# 3 tabs4acoustic

# GUITARE

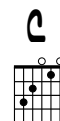
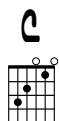
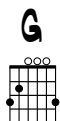
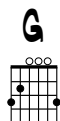
# ENCHAINEMENT D'ACCOROS

▢ = VERS LE BAS

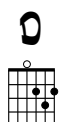
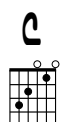
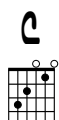
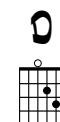
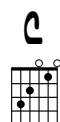
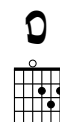
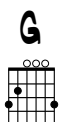
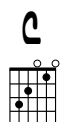
▽ = VERS LE HAUT



1



2

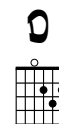
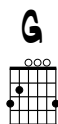
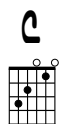
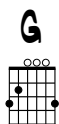


GITARE

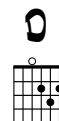
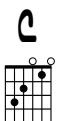
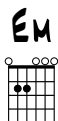
# ENCHAINEMENT D'ACCOROS

□ = VERS LE BAS

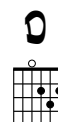
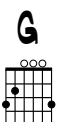
∇ = VERS LE HAUT



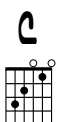
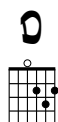
7



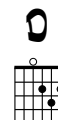
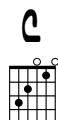
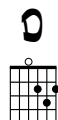
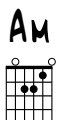
ZOMBIES



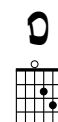
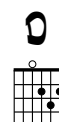
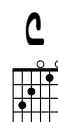
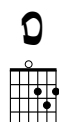
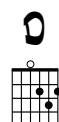
RENEGADES



BUDAPEST



RADIOACTIVE



LIVING ON A PRAYER

Voici un exemple d'utilisation du capo à la guitare.

Les trois systèmes suivants ont la même sonorité, mais le capo positionné sur la deuxième ou la cinquième fret, change la hauteur des accords à jouer.

Am



C



G



F



CAPO II

Musical notation for the CAPO II system, showing a sequence of four chords: Am, C, G, and F. The notation includes a treble clef, a 4/4 time signature, and a repeat sign. The melody consists of eighth notes, and the bass line consists of quarter notes.

Bm



D



A



G



SANS CAPO

Musical notation for the SANS CAPO system, showing a sequence of four chords: Bm, D, A, and G. The notation includes a treble clef, a 4/4 time signature, and a repeat sign. The melody consists of eighth notes, and the bass line consists of quarter notes.

Em



G



D



C



CAPO V

Musical notation for the CAPO V system, showing a sequence of four chords: Em, G, D, and C. The notation includes a treble clef, a 4/4 time signature, and a repeat sign. The melody consists of eighth notes, and the bass line consists of quarter notes.